

Application List - Version 9.4.1 - Land Rover

Icons Legend

Existing Functionality    

Under Development 

Functionality does not apply 

ABS				
System	DTCs	Parameters	Actuators	Configurations
ABS (Range Rover 98 / Discovery I)				
ABS BOSCH DSC 5.7 (L322)				
Configurations				
<i>Replace Electronic Control Unit (ECU)</i>				
<i>Steering angle calibration</i>				
ABS TEVES MK 20				
Configurations				
<i>Calibrate G Sensor</i>				
<i>Replace Electronic Control Unit (ECU)</i>				
ABS TEVES MK 25				
ABS WABCO				
Configurations				
<i>Brake Bleeding</i>				
<i>ECU replacement</i>				
ABS WABCO SLABS (DISCOVERY II)				
Configurations				
<i>Brake Bleeding</i>				
<i>Calibrate</i>				
<i>Deflate System</i>				
<i>Replace Electronic Control Unit (ECU)</i>				
<i>Suspension</i>				
<i>Transport Mode</i>				
VDM - SYSTEM_A_1				
ACTIVE CORNERING ENHANCEMENT				
System	DTCs	Parameters	Actuators	Configurations
ACE (Active Cornering Enhancement)				
Configurations				
<i>Calibrate</i>				
AHCM - AUXILIARY HEATER CONTROL MODULE				
System	DTCs	Parameters	Actuators	Configurations
AHCM - SYSTEM_A_2				
AIRBAG				
System	DTCs	Parameters	Actuators	Configurations
AIRBAG AUTOLIV AC4 (Freelander 1998 - 2000)				
Configurations				
<i>Driver's Airbag</i>				
<i>LH Pretensioner</i>				
<i>Passenger's Airbag</i>				
<i>RH Pretensioner</i>				
AIRBAG MRS 4 (L322)				

Configurations				
<i>Replace Electronic Control Unit (ECU)</i>				
AIRBAG SIEMENS SRE Smart AC4				
AIRBAG TRW (SPS)				
AIRBAG TRW (SRS)				
AIRBAG TRX GEN4-SRS				
Configurations				
<i>Driver's Airbag</i>				
<i>LH Pretensioner</i>				
<i>Passenger's Airbag</i>				
<i>RH Pretensioner</i>				
<i>VIN</i>				
RCM - SYSTEM_A_1				
Configurations				
<i>Seat cushion replacement</i>				
ANTI-THEFT ALARM				
System	DTCs	Parameters	Actuators	Configurations
ALARM AS10 MY97				
Configurations				
<i>Programming or Resynchronising Pllp</i>				
BCU - SECURITY (L322)				
Configurations				
<i>Replace Electronic Control Unit (ECU)</i>				
<i>Transport Mode</i>				
BCU VALEO - SECURITY (DISCOVERY II)				
Configurations				
<i>BCU Replacement</i>				
<i>Clear Transit Mode</i>				
<i>EKA Code</i>				
<i>EKA Display</i>				
<i>IP Replacement</i>				
<i>Odometer Reset</i>				
<i>Odometer Update</i>				
<i>Pllp Code Display</i>				
<i>Pllp Programming</i>				
<i>Pllp Tests</i>				
<i>Set Transit Mode</i>				
BeCM - SECURITY (RANGE ROVER 98)				
CCU VT27 - SECURITY (FREELANDER)				
Configurations				
<i>EKA Display</i>				
<i>Hazard Alarm</i>				
<i>Mislock</i>				
<i>Overspeed alert</i>				
<i>Power Wash</i>				
<i>Program Wash</i>				
<i>Programming or Resynchronising Pllp</i>				
<i>Single Point Entry</i>				
<i>Sound</i>				
<i>Tail One Shot</i>				
<i>Volumetric</i>				
ARCM - DYNAMIC RESPONSE MODULE				
System	DTCs	Parameters	Actuators	Configurations
ARCM - SYSTEM_A_1				
ATCM - ALL TERRAIN CONTROL MODULE				
System	DTCs	Parameters	Actuators	Configurations

ATCM - SYSTEM_A_1				
AUDIO CONTROL MODULE				
System	DTCs	Parameters	Actuators	Configurations
ACM - SYSTEM_A_1				
AUTOMATIC GEARBOX				
System	DTCs	Parameters	Actuators	Configurations
AUTOMATIC GEAR BOX (L322)				
<i>Configurations</i>				
<i>Replace Electronic Control Unit (ECU)</i>				
<i>Reset Adaptions</i>				
AUTOMATIC GEARBOX BOSCH GS8.87				
<i>Configurations</i>				
<i>Reset Auto-Adaptive Values</i>				
<i>VIN</i>				
AUTOMATIC GEARBOX ZF ((New Range Rover 95 MY)				
AUTOMATIC GEARBOX ZF ((New Range Rover 98 MY)				
JATCO AUTOMATIC GEARBOX				
TCM - SYSTEM_A_4				
CCM - SPEED CONTROL MODULE				
System	DTCs	Parameters	Actuators	Configurations
CCM - SYSTEM_A_1				
CLIMATRONIC CONTROL				
System	DTCs	Parameters	Actuators	Configurations
AIR CONDITIONING (L322)				
<i>Configurations</i>				
<i>Replace Electronic Control Unit (ECU)</i>				
CLIMATRONIC (P38)				
<i>Configurations</i>				
<i>Replace Control Unit</i>				
<i>Servo Self-Tune Procedure</i>				
HVAC - SYSTEM_A_1				
DSP				
System	DTCs	Parameters	Actuators	Configurations
DSP (L322)				
<i>Configurations</i>				
<i>Replace Electronic Control Unit (ECU)</i>				
ELECTRIC MIRRORS				
System	DTCs	Parameters	Actuators	Configurations
BCU - MIRRORS (L322)				
<i>Configurations</i>				
<i>Replace Electronic Control Unit (ECU)</i>				
BeCM - ELECTRIC MIRRORS (RANGE ROVER 98)				
ELECTRIC SEATS				
System	DTCs	Parameters	Actuators	Configurations
BeCM - ELECTRIC SEATS (RANGE ROVER 98)				
SEAT MEMORY (L322)				
<i>Configurations</i>				
<i>Replace Electronic Control Unit (ECU)</i>				
ELECTRIC WINDOW WINDER				
System	DTCs	Parameters	Actuators	Configurations
BCU - WINDOWS AND SUNROOF (L322)				
<i>Configurations</i>				
<i>Initialise Sunroof</i>				
<i>Replace Electronic Control Unit (ECU)</i>				
BCU VALEO - WINDOWS AND SUNROOF (DISCOVERY II)				
BeCM - ELECTRIC WINDOWS (RANGE ROVER 98)				
ELECTRONIC DASHBOARD				
System	DTCs	Parameters	Actuators	Configurations

BCU VALEO - GAUGES (DISCOVERY II)				
<i>Configurations</i>				
<i>Odometer Update</i>				
BeCM - INSTRUMENT PACK (RANGE ROVER 98)				
<i>Configurations</i>				
<i>EMR Reset</i>				
<i>Odometer Update</i>				
IPC - SYSTEM_A_1 HIGH LINE				
IPC - SYSTEM_A_1 LOW LINE				
NSI INSTRUMENT PACK				
<i>Configurations</i>				
<i>ABS</i>				
<i>ABS</i>				
<i>Air Conditioning</i>				
<i>AIRBAG</i>				
<i>Airblast Cooler</i>				
<i>Bodywork</i>				
<i>CCU VT27</i>				
<i>Cruise Control</i>				
<i>Daytime Running Lights</i>				
<i>Driving</i>				
<i>Electric Tail Window</i>				
<i>Electric Windows</i>				
<i>Engine</i>				
<i>Engine Size</i>				
<i>Engine Type</i>				
<i>EOBD</i>				
<i>Facia Dimmer</i>				
<i>Folding Mirrors</i>				
<i>Fuel Burning Heater</i>				
<i>Headlamp Levelling</i>				
<i>Heated Front Screen</i>				
<i>Heated Front Seats</i>				
<i>Hill Descent Control Warning</i>				
<i>Immobiliser</i>				
<i>Immobiliser</i>				
<i>Instrument Panel</i>				
<i>Japan Autobox</i>				
<i>Key Interlock</i>				
<i>Market</i>				
<i>NAS Ambient Air Temperature (AAT) Information</i>				
<i>NAS CANADA Outside Air Temperature Information</i>				
<i>Overspeed alert</i>				
<i>Petrol</i>				
<i>PTC Heater</i>				
<i>Radio</i>				
<i>Reconfigure All ECU's</i>				
<i>Remote Lock Only</i>				
<i>Replace Electronic Control Unit (ECU)</i>				
<i>Seat Belt Alarm</i>				
<i>Seatbelt Indicator</i>				
<i>SPE</i>				
<i>Sunroof</i>				
<i>Swiss Alarm</i>				
<i>Thriftd Catalyst</i>				

Transit Mode

Transmission

Tune Type

Vehicle Model

Volumetric Sensors

VDO INSTRUMENT PACK (L322)



Configurations

ABS

Air Conditioning

Air Suspension

AIRBAG

Auto Dim Mirrors

AutoLights

Battery Cutoff Switch

Body Computer

Bordmonitor

CD Autochanger

Cold Country

Cruise Control

Daytime Running Lights

Diesel Ebox Fan

DSP

DSP

Electric Front Seats

EXTERIOR LIGHTS

Folding Mirrors

Front Crosslink Valve

FUEL BURNING HEATER

Fuel Type

GM5 Gearbox

Headlamp

Headlamp Washer

Heated Front Seats

Heated Rear Seats

Heated Steering Wheel

Homelink

Hot Climate

Immobiliser

Infrared Glass

Infra-Red Transmitter

Instrument Pack ECU

Japan ID

Key Interlock

Line Air Conditioning

LWR ECU

Market

Memory Front Seats

Memory Mirrors

Memory Seat

Memory Steering Column

MIL Disable

Multifunction Steering Wheel

Navigation

Navigation

Pack
 Pack Language
 Parking Aid
 Parking Aid
 Petrol
 Radio
 Rain Sensor
 Reconfigure All ECU 's
 Replace Electronic Control Unit (ECU)
 Seat Belt Alarm
 Spare Wheel
 Steering angle
 STEERING LOCK
 Sunroof
 Tawball
 TELEPHONE
 Tilt Volumetric Sensor
 TV Module
 Tyre Monitor
 Tyre Pressure Monitoring
 US Spec Radio
 VIDEO
 Voice Input
 Xenon Lights

ELECTRONIC SUSPENSION

System	DTCs	Parameters	Actuators	Configurations
AIR SUSPENSION (L322)				
Configurations				
Production Mode				
Replace Electronic Control Unit (ECU)				
Transport Mode				
AIR SUSPENSION (Range Rover 1995 - 1998)				
Configurations				
Access Height				
Calibrate				
Deflate System				
High Lock Mode				
High Profile				
Inflate System				
Low Profile				
Lower Fully				
Rise Fully				
Standard Profile				
Transport Mode				
RLM - SYSTEM_A_1				

ENGINE ELECTRONICS (PETROL/DIESEL)

System	DTCs	Parameters	Actuators	Configurations
BOSCH EDC 1.3.1				
Configurations				
Immobilizer Code Learning				
BOSCH ME7.2 V8 (L322)				
Configurations				
Air Conditioning OFF in Drive or Reverse				
Air Conditioning OFF NOT in Drive or Reverse				
Air Conditioning ON in Drive or Reverse				
Air Conditioning ON NOT in Drive or Reverse				

DTML Test (NAS)
 Erase Driver Demand Fault
 Idle Speed Adjustment
 Immobilisation Learn
 Reset Adaptions
 VCC Test 1

BOSCH MOTRONIC M5.2.1



Configurations

Immobilisation Learn

Reset Adaptions

DIESEL DDE 4.0



Configurations

Immobilisation Learn

ELECTRONIC DIESEL CONTROL (L322)



Configurations

Idle Speed Adjustment

Immobilisation Learn

EMS 2000 SIEMENS



Configurations

All Adaptions

Dynamic Trim

Idle Control

Knock Sensor

Mass Air Flow Sensor (MAF)

Misfire

Oxygen Sensor

Stepper Reset

Throttle Position

GEMS (LUCAS)



Configurations

Replace Electronic Control Unit (ECU)

Reset Closed Throttle Position

RESET ECU

Security Reprogram

MEMS 1.9



Configurations

Immobilizer Code Learning

MEMS 3



Configurations

Immobilisation Learn

Reset All Adaptions to Defaults for New Engine

Reset Closed Throttle Position

Reset Flywheel Adaptions

Reset Fuelling Adaptions

Reset Idle Adaptions

Set Service Ignition Offset

MEMS2J Thunder (TD 5)



Configurations

Enter Injector Codes

Enter Injectors Calibration Data

Immobilizer Code Learning

Security Reprogram

Security Status

PCM - SYSTEM_A_2 NORMALLY ASPIRATED V6



PCM - SYSTEM_A_2 NORMALLY ASPIRATED V8



PCM - SYSTEM_A_2 SUPERCHARGED V8



PCM - SYSTEM_A_3 V6DIESEL



PCM - SYSTEM_A_7 V8DIESEL



EXTERIOR LIGHTS				
System	DTCs	Parameters	Actuators	Configurations
BCU VALEO - LIGHTING (DISCOVERY II)				
BeCM - LIGHTING (RANGE ROVER 98)				
CCU VT27 - LIGHTING (FREELANDER)				
EXTERIOR LIGHTING (L322)				
Configurations				
<i>Replace Electronic Control Unit (ECU)</i>				
FLM - SYSTEM_A_1				
FLM - SYSTEM_A_2				
FUEL BURNING HEATER				
System	DTCs	Parameters	Actuators	Configurations
FUEL BURNING HEATER (FREELANDER)				
Configurations				
<i>Prime System</i>				
FUEL BURNING HEATER (L322)				
Configurations				
<i>Prime System</i>				
<i>Replace Electronic Control Unit (ECU)</i>				
HEADLIGHT WIDENESS CONTROL				
System	DTCs	Parameters	Actuators	Configurations
HEADLAMP LEVELLING (L322)				
Configurations				
<i>Replace Electronic Control Unit (ECU)</i>				
HEATED SCREENS				
System	DTCs	Parameters	Actuators	Configurations
BCU VALEO - HEATED SCREENS (DISCOVERY II)				
CCU VT27 - HEATED REAR SCREEN (FREELANDER)				
IMMOBILIZER				
System	DTCs	Parameters	Actuators	Configurations
IMMOBILIZER EWS3 (FREELANDER)				
Configurations				
<i>Transponder-Key 1 Status</i>				
<i>Transponder-Key 1 Status</i>				
<i>Transponder-Key 10 Status</i>				
<i>Transponder-Key 10 Status</i>				
<i>Transponder-Key 2 Status</i>				
<i>Transponder-Key 2 Status</i>				
<i>Transponder-Key 3 Status</i>				
<i>Transponder-Key 3 Status</i>				
<i>Transponder-Key 4 Status</i>				
<i>Transponder-Key 4 Status</i>				
<i>Transponder-Key 5 Status</i>				
<i>Transponder-Key 5 Status</i>				
<i>Transponder-Key 6 Status</i>				
<i>Transponder-Key 6 Status</i>				
<i>Transponder-Key 7 Status</i>				
<i>Transponder-Key 7 Status</i>				
<i>Transponder-Key 8 Status</i>				
<i>Transponder-Key 8 Status</i>				
<i>Transponder-Key 9 Status</i>				
<i>Transponder-Key 9 Status</i>				
IMMOBILIZER EWS3 (L322)				
Configurations				
<i>Armoured Vehicle</i>				
<i>Auto Dim Mirrors</i>				
<i>AutoLights</i>				
<i>Battery Cutoff Switch</i>				
<i>Bordmonitor</i>				
<i>CD Autochanger</i>				
<i>Cold Country</i>				
<i>Cruise Control</i>				
<i>Daytime Running Lights</i>				
<i>Diesel Ebox Fan</i>				

Driving
DSP
Electric Front Seats
Engine
Folding Mirrors
Front Crosslink Valve
Fuel Type
GM5 Gearbox
Headlamp Washer
Heated Front Seats
Heated Rear Seats
Heated Steering Wheel
Homelink
Hot Climate
Immobilisation Learn
Infrared Glass
Infra-Red Transmitter
Japan ID
Key Interlock
Line Air Conditioning
LWR ECU
Market
Market Programming
Memory Front Seats
Memory Mirrors
Memory Steering Column
MIL Disable
Multifunction Steering Wheel
Navigation
Pack
Pack Language
Parking Aid
Petrol
Radio
Rain Sensor
Replace Electronic Control Unit (ECU)
Seat Belt Alarm
Sound
Spare Wheel
Sunroof
Tawball
Telephone
Tilt Volumetric Sensor
Transponder-Key 1 Status
Transponder-Key 1 Status
Transponder-Key 10 Status
Transponder-Key 10 Status
Transponder-Key 2 Status
Transponder-Key 2 Status
Transponder-Key 3 Status
Transponder-Key 3 Status
Transponder-Key 4 Status
Transponder-Key 4 Status
Transponder-Key 5 Status
Transponder-Key 5 Status
Transponder-Key 6 Status
Transponder-Key 6 Status
Transponder-Key 7 Status
Transponder-Key 7 Status
Transponder-Key 8 Status
Transponder-Key 8 Status
Transponder-Key 9 Status
Transponder-Key 9 Status

TV Module
 Type Air Suspension
 Tyre Monitor
 US Spec Radio
 Voice Input
 Wheels
 Xenon Lights

SAWDOC IMMOBILIZER



INTERCONNECTION UNIT

System

DTCs

Parameters

Actuators

Configurations

BCM - SYSTEM_A_1



Configurations

Sliding roof module initialisation.
 Third button configuration
 Third button configuration

BCU VALEO



Configurations

Alarm
 Alarm Disarm
 Alarm Tamper
 Bathrobe
 Courtesy Lamp
 Deadlocking
 DRL
 EKA Code
 Front Fog Lamp
 Hazard Warning Light
 HF Screens
 Immobiliser
 Low Battery
 Market
 Mislock
 Passive
 Sound
 Speed Locking
 Unlocking
 Volumetric
 Wash / Wipe

BeCM (RANGE ROVER 98)



Configurations

BeCM Initialization
 Outstations Communications Test
 Read / Change Configuration

INTERIOR LIGHTS

System

DTCs

Parameters

Actuators

Configurations

BCU - INTERIOR LIGHTS (L322)



Configurations

Replace Electronic Control Unit (ECU)

LEFT HEADLIGHT

System

DTCs

Parameters

Actuators

Configurations

LEFT XENON HEADLIGHT (L322)



Configurations

Replace Electronic Control Unit (ECU)

MULTI INFORMATION DISPLAY

System

DTCs

Parameters

































































Actuators

Configurations

MULTI INFORMATION DISPLAY (L322)



<i>Configurations</i>				
<i>Replace Electronic Control Unit (ECU)</i>				
MULTIFUNCTION DISPLAY				
System	DTCs	Parameters	Actuators	Configurations
MULTIFUNCTION DISPLAY (L322)				
<i>Configurations</i>				
<i>Autotest</i>				
<i>Replace Electronic Control Unit (ECU)</i>				
NAVIGATION				
System	DTCs	Parameters	Actuators	Configurations
JAPANESE NAVIGATION (L322)				
<i>Configurations</i>				
<i>Replace Electronic Control Unit (ECU)</i>				
NAVIGATION (L322)				
<i>Configurations</i>				
<i>Autotest</i>				
<i>Replace Electronic Control Unit (ECU)</i>				
PARKING ASSISTANCE				
System	DTCs	Parameters	Actuators	Configurations
PAM - SYSTEM_A_5				
PARKING AID (L322)				
<i>Configurations</i>				
<i>Replace Electronic Control Unit (ECU)</i>				
PARKING BRAKE				
System	DTCs	Parameters	Actuators	Configurations
PBM - SYSTEM_A_2				
POWER STEERING				
System	DTCs	Parameters	Actuators	Configurations
BCU - POWER STEERING (L322)				
<i>Configurations</i>				
<i>Replace Electronic Control Unit (ECU)</i>				
RADIO				
System	DTCs	Parameters	Actuators	Configurations
RADIO (L322)				
<i>Configurations</i>				
<i>Replace Electronic Control Unit (ECU)</i>				
RAIN / BRIGHTNESS SENSOR				
System	DTCs	Parameters	Actuators	Configurations
RAIN SENSOR (L322)				
<i>Configurations</i>				
<i>Replace Electronic Control Unit (ECU)</i>				
<i>Reset Adaptions</i>				
RDCM - REAR DIFFERENTIAL CONTROL MODULE				
System	DTCs	Parameters	Actuators	Configurations
RDCM - SYSTEM_A_1				
RIGHT HEADLIGHT				
System	DTCs	Parameters	Actuators	Configurations
RIGHT XENON HEADLIGHT (L322)				
<i>Configurations</i>				
<i>Replace Electronic Control Unit (ECU)</i>				
SPEECH RECOGNITION				
System	DTCs	Parameters	Actuators	Configurations
SPEECH RECOGNITION (L322)				
<i>Configurations</i>				
<i>Replace Electronic Control Unit (ECU)</i>				
STEERING ANGLE SENSOR				
System	DTCs	Parameters	Actuators	Configurations
SASM - SYSTEM_A_1				

STEERING ANGLE SENSOR (L322)				
   				
<i>Configurations</i>				
<i>Replace Electronic Control Unit (ECU)</i>				
STEERING LOCK				
System	DTCs	Parameters	Actuators	Configurations
STEERING LOCK (L322)				
<i>Configurations</i>				
<i>Replace Electronic Control Unit (ECU)</i>				
SWITCH MODULE AT THE STEERING WHEEL				
System	DTCs	Parameters	Actuators	Configurations
MULTIFUNCTION STEERING WHEEL ECU (L322)				
<i>Configurations</i>				
<i>Replace Electronic Control Unit (ECU)</i>				
TAIL DOOR				
System	DTCs	Parameters	Actuators	Configurations
CCU VT27 - TAIL DOOR (FREELANDER)				
TELEPHONE				
System	DTCs	Parameters	Actuators	Configurations
TELEPHONE (L322)				
<i>Configurations</i>				
<i>Deregister</i>				
<i>Language</i>				
<i>Register</i>				
<i>Replace Electronic Control Unit (ECU)</i>				
<i>Reset</i>				
TIRE PRESSURE CONTROL				
System	DTCs	Parameters	Actuators	Configurations
TPM - SYSTEM_A_2				
TYRE PRESSURE MONITOR (L322)				
<i>Configurations</i>				
<i>Replace Electronic Control Unit (ECU)</i>				
TRANSFER GEARBOX				
System	DTCs	Parameters	Actuators	Configurations
BCU VALEO - TRANSMISSION (DISCOVERY II)				
TCCM - SYSTEM_A_1				
TRANSFER GEARBOX (NEW RANGE ROVER)				
<i>Configurations</i>				
<i>Calibrate</i>				
<i>Replace Electronic Control Unit (ECU)</i>				
VIDEO				
System	DTCs	Parameters	Actuators	Configurations
VIDEO MODULE (L322)				
<i>Configurations</i>				
<i>Replace Electronic Control Unit (ECU)</i>				
<i>Test video</i>				
WARNINGS & SOUNDERS				
System	DTCs	Parameters	Actuators	Configurations
BCU VALEO - WARNINGS & SOUNDERS (DISCOVERY II)				
CCU VT27 - WARNING AND SOUNDER (FREELANDER)				
WASHERS & WIPERS				
System	DTCs	Parameters	Actuators	Configurations
BCU - WASH AND WIPE (L322)				
<i>Configurations</i>				
<i>Replace Electronic Control Unit (ECU)</i>				
BCU VALEO - WASH WIPE (DISCOVERY II)				
BeCM - WASHER AND WIPERS (RANGE ROVER 98)				
CCU VT27 - WASH WIPE (FREELANDER)	